

# Recognise Acrostic Poems

The first letter of each line spells out the poem's theme.

→ **A**n acrostic poem


It doesn't need to rhyme.

Any word below this line  
Is fine, honestly

Lines can be different lengths.

I can be any length  
Any length at all  
Even one this loong

**A**n acrostic poem  
**C**ould be about anything you want  
**R**eally.  
**O**f course, you can  
**S**ay what you like.  
**T**hat's what's so easy  
**I** might write one right now  
**C**an you guess what it'll be about?

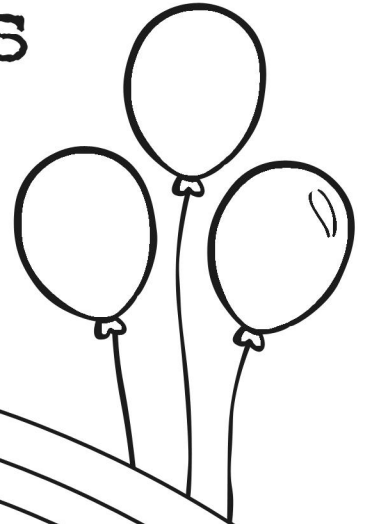



Date \_\_\_\_\_

Name \_\_\_\_\_

# Acrostic Poems

## Steps to Success



5

Let your imagination roam - use your senses to help you create a word picture.

4

Create phrases or sentences which begin with each letter

3

Write your theme word(s) down the left of the page.




2

Brainstorm some words and phrases about the theme.

1

Choose a theme for your poem (have a look at the pictures on this sheet if you need some ideas!).




Date \_\_\_\_\_

Name \_\_\_\_\_

# Acrostic Poems

Plan your acrostic here:





**A**ll teachers

**C**an really

**R**elax

**O**ver a lazy

**S**aturday morning breakfast.

**T**hough come Sunday,

**I**t's time to

**C**rack on again!

An informative PowerPoint about identifying the features of acrostics

**LO:** to recognise the features of acrostic poems.

**Success Criteria:**

- I know that acrostics have a topic word hidden in the first letters of each line;
- I can look for the poem's theme by reading the first letters vertically;
- I understand that acrostics don't have to rhyme.

# Acrostic Examples

What is each poem about?

Gigantic flames  
Remember 1666  
Every child knows  
Ash floated everywhere  
Thousands of homes destroyed

Flames all around  
Inside the bakery  
Red sky  
Everything covered in soot

Over the city  
From house to house

Lots of people escaped  
On foot, by boat and carriage  
Nearly every house  
Demolished  
On Pudding Lane – Help! Help! But  
Not many people died.

Revolting rhymes  
Oompa-Loompas  
Angry farmers  
Lazy aunts  
Dangerous witches

Dream blower  
Adventurous animals  
Horrible headteacher  
Lickable wallpaper

It's my favourite food  
Cold as the inside of a fridge  
Every sunny day

Can't wait  
Running to the van  
Empty out my money  
'Any sauce on that, love?'  
Mmmmmm, yummy!



By Jonathan Blake (age 7)

# Acrostic Examples

What is each poem about?

**G**igantic flames  
**R**emember 1666  
**E**very child knows  
**A**sh floated everywhere  
**T**housands of homes destroyed

**F**lames all around  
**I**nside the bakery  
**R**ed sky  
**E**verything covered in soot

**O**ver the city  
**F**rom house to house

**L**ots of people escaped  
**O**n foot, by boat and carriage  
**N**early every house  
**D**emolished  
**O**n Pudding Lane – Help! Help! But  
**N**ot many people died.

**R**evolting rhymes  
**O**ompa-Loompas  
**A**ngry farmers  
**L**azy aunts  
**D**angerous witches

**D**ream blower  
**A**dventurous animals  
**H**orrible headteacher  
**L**ickable wallpaper

**I**t's my favourite food  
**C**old as the inside of a fridge  
**E**very sunny day

**C**an't wait  
**R**unning to the van  
**E**mpy out my money  
**'A**ny sauce on that, love?'  
**M**mmmmm, yummy!



By Jonathan Blake (age 7)

# Acrostic Features

What did you notice?

Poetic devices may be used.

alliteration

simile

The first letter of each line spells out the poem's theme vertically – what's this one about?

**I**t's my favourite food  
**C**old as the inside of a fridge  
**E**very sunny day  
  
**C**an't wait  
**R**unning to the van  
**E**mpy out my money  
**A**ny sauce on that, love?  
**M**mmmmm, yummy!

Lines can be different lengths.



# Let's try it!

How can we write an acrostic?



First, we need to choose a theme. I know, let's have... **fireworks!**

Then, we brainstorm lots of words or phrases associated with that theme...

bonfire

night

spectacular

smoke

bang

pop

noise

rocket



crackle

fizz



sparkle

explosion

stars

# Let's try it!

How can we write an acrostic?



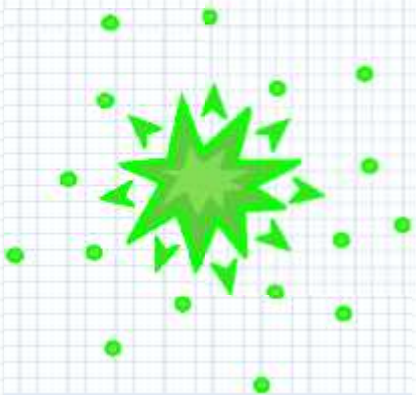
Next, we write the letters of our theme word(s) vertically down the page in CAPITAL LETTERS...



fireworks



F  
I  
R  
E  
W  
O  
R  
K  
S



# Let's try it!

How can we write an acrostic?



Finally, we use our brainstorm of words and phrases to create each line. Don't worry if you can't think of them in order – it's fine to go back and add any missing lines afterwards.

**F**lames flicker in the bonfire

**I** watch the sparks fly up

**R**ockets zoom into the night

**E**verywhere the smell of smoke

**W**aiting for the next explosion

**O**oh... Ahhh... Wow!

**R**oaring crowds of onlookers

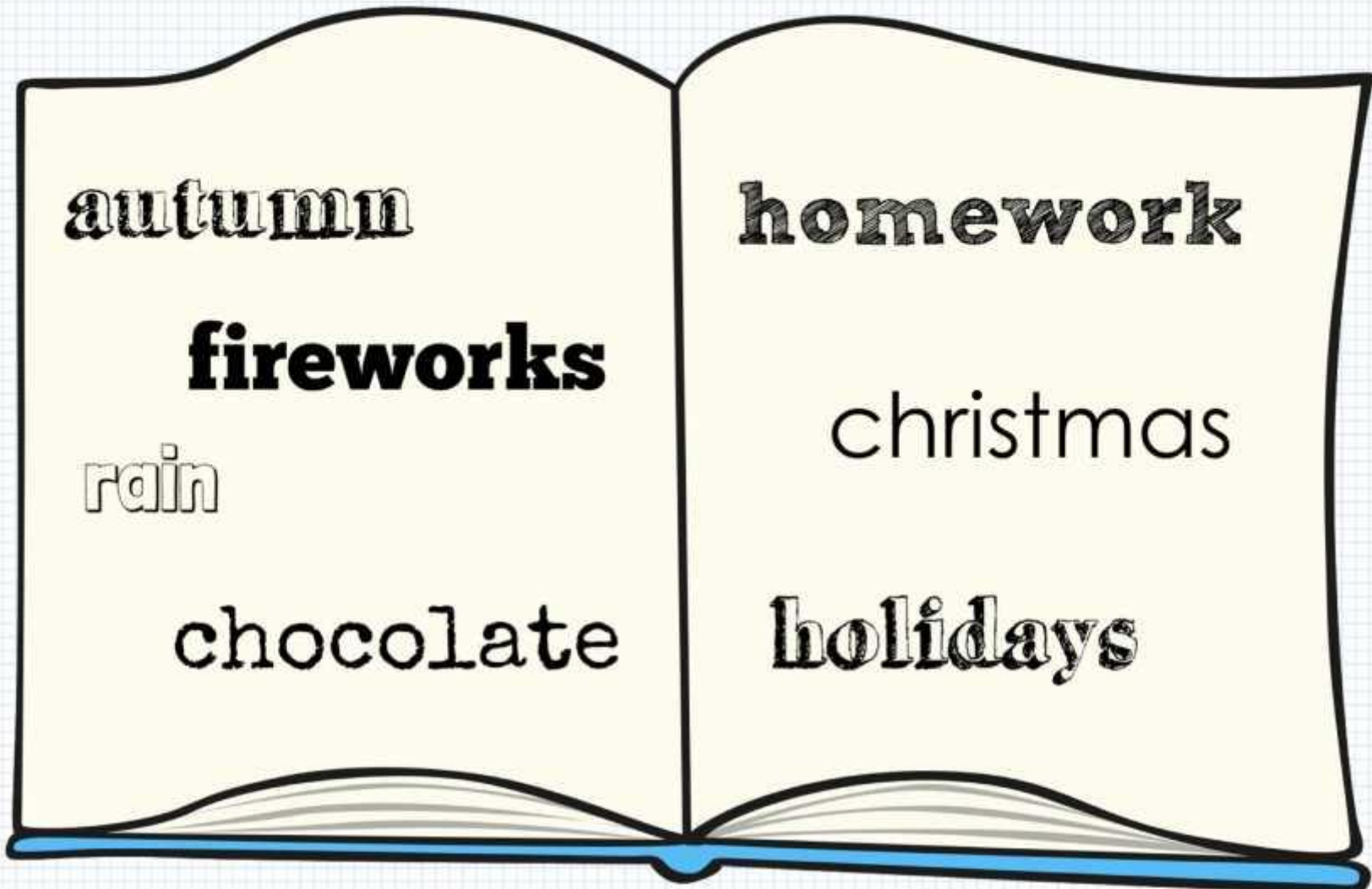
**K**aleidoscope of colours

**S**eems to go on forever



# Your Turn!

Here are some themes for an acrostic.  
Which one would you choose?



# Plenary

What have we learned about acrostics?

- Acrostic poems have their theme or title written vertically down the page.
- Write the theme letters in CAPITALS.
- Each line starts with a letter of the theme word(s).
- Acrostics don't have to rhyme, but all the other poetic devices (alliteration, similes, rhythm, etc) are great!

The End